



INSTITUT IGH, d.d.
Laboratorij za građevinsku fiziku
Building Physics Laboratory
Janka Rakuše 1, 10000 ZAGREB, CROATIA
Tel: +385 1/6125 111, Fax: +385 1/6125 100
www.igh.hr



RN 72160821

Zagreb, 2015-12-21

TEST REPORT No. EN-2160/057/15-098/15

Building product: Leviter Shape 8 - sound-absorption cladding
Client: Sonitus d.o.o.
Tina Ujevića 26
HR-48000 Koprivnica
Croatia
Contract/order: offer 2160-0-0747/15 dated 2015-06-17
Manufacturer: Sonitus d.o.o.
Tina Ujevića 26
HR-48000 Koprivnica
Croatia
Date of sample delivery: on 2015-07-20 client delivered samples of sound-absorption claddings to Laboratory
Laboratory sample No.: LGF 114/15
Testing laboratory: Institut IGH d.d.
Materials and Structures Department
Laboratory IGH
Building Physics Laboratory
Janka Rakuše 1
HR-10000 Zagreb
Croatia
Tested property: Sound absorption
Test method: HRN EN ISO 354:2004 Acoustics - Measurement of sound absorption in a reverberation room (ISO 354:2003; EN ISO 354:2003)
(test method accredited by the Croatian Accreditation Agency (HAA))

Test overseer:

Head of Laboratory:


Tomislav Vuić, B.S.c (Occ. Safety & Health)

Dr Ivica Kušević, mag.phys.

Laboratory for Building Physics is accredited by the Croatian Accreditation Agency (HAA) according to the standard HRN EN ISO/IEC 17025 requirements for testing of thermal-insulation building products, selected testing of: building materials and products regarding thermal, hygric and acoustic properties, thermal characteristics of buildings, windows and doors properties, paints and varnishes, and fire-behavior of building materials and elements, according to the Annex of Accreditation Certificate No. 1043.

Test results refer only to the tested specimens. Partial copying of this report is not permitted without a written authorization of the Head of the Laboratory. No. of text pages: 6, included annexes: 0.

Description of test sample: Leviter Shape 8 sound-absorption claddings were tested. Nominal dimensions of sound-absorption claddings were 600 mm x 600 mm, with maximum thickness 80 mm (Pictures 1-2). According to the data supplied by the client, base material of sound-absorption Leviter Shape 8 cladding is polyester based acoustic foam FMVSS 302 of nominal density 25 kg/m³, coated with velvet flock fibers. The average value of sound-absorption Leviter Shape 8 cladding samples weight was 0,635 kg.



Picture 1: schematic drawing of the Leviter Shape 8 sound-absorption cladding.

Picture 2

Testing and evaluation standard: HRN EN ISO 354:2004 Acoustics - Measurement of sound absorption in a reverberation room (ISO 354:2003; EN ISO 354:2003), HRN EN ISO 11654:1998 - Acoustics - Sound absorbers for use in buildings - Rating of sound absorption (ISO 11654:1997; EN ISO 11654:1997).

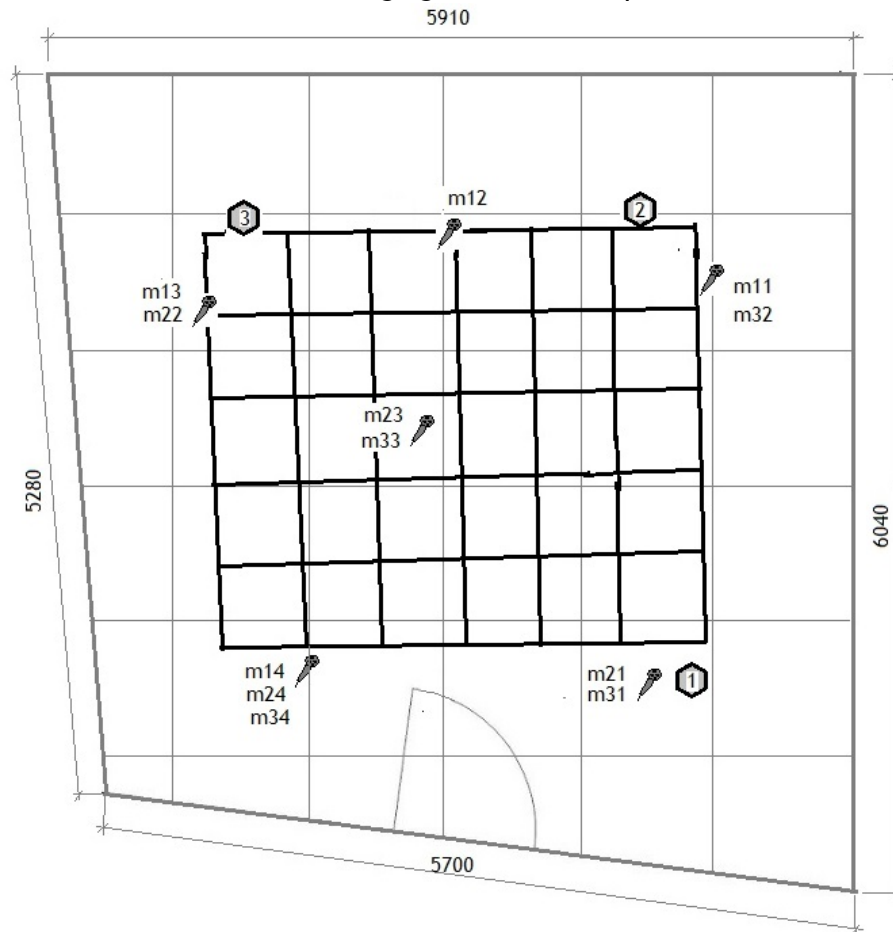
Dimensions and arrangement of test samples: For determination of sound absorption of sound-absorption Leviter Shape 8 cladding, 30 pieces, with dimensions 600 mm x 600 mm each, were laid without fixation on the floor of the reverberation room. Overall dimensions of the laid claddings were 3600 mm x 3000 mm, with surface area of 10,8 m² (Picture 3 and 4). The perimeter edge of laid claddings were not covered, so edge surface also contributes to the sound absorption with additional area of 0,70 m² (Picture 5).

Date of test: test was performed on 2015-07-20.

Test report No. EN-2160/057/15-098/15

Description of reverberation room: - volume: $194,8 \text{ m}^3$,
- area: floor $32,65 \text{ m}^2$, ceiling: $32,65 \text{ m}^2$, walls: $136,77 \text{ m}^2$,
- diffusers: 8 pieces, with total area $30,17 \text{ m}^2$.

Test conditions: - number of microphone positions: 4,
- number of sound-source positions: 3,
- number of averaging at each microphone/sound-source position: 3.



Picture 3: drawing of the test sample position in the reverberation room with the sound-source positions (1, 2 and 3) and microphone positions (m11, m12 ... m34).



Picture 4: test samples in the reverberation room.



Picture 5: exposed perimeter edge of test samples.

Measurement and testing equipment:

- modular sound analyzer, type 2260 Investigator, Bruel & Kjaer, serial number: 2418322,
- sound pressure calibrator, type 4231, Bruel & Kjaer, serial number: 2094668,
- condenser microphone, type 4189, Bruel & Kjaer, serial number: 2417824,
- preamplifier, type ZC 0026, Bruel & Kjaer, serial number: 2877,
- power amplifier, type 2716, Bruel & Kjaer, serial number: 2486522,
- sound source, type 4296, Bruel & Kjaer, serial number: 2485310,
- thermohygrometer, ROTRONIC, type Hygroclip S, laboratory mark 1679, serial number: 23535 012,
- barometer, serial number: 225558.

Presentation of test results:

The sound absorption coefficient (a_s) and the practical sound absorption coefficient (a_p) of test samples are shown as functions of frequency in a table and diagram. In presenting the results, the following symbols are used:

- f - centre frequency of the one-third-octave band (Hz),
- a_s - sound absorption coefficient at a centre frequency of the one-third-octave band,
- a_p - practical sound absorption coefficient at a centre frequency of octave band,
- T_1 - reverberation time of the empty reverberation room (s),
- T_2 - reverberation time of the reverberation room with test samples(s) (s),
- a_w - weighted sound absorption coefficient.

Test report No. EN-2160/057/15-098/15

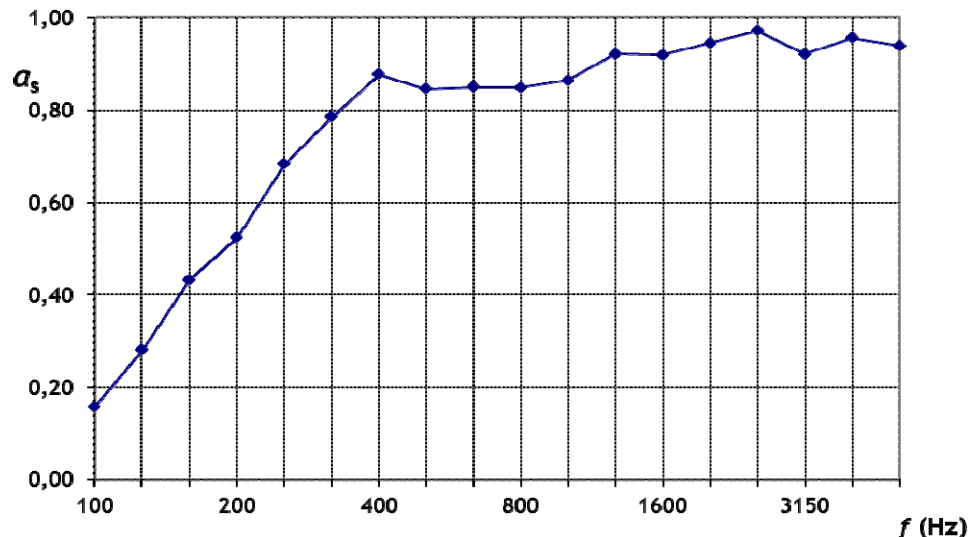
Results of sound-absorption test of sound-absorption Leviter Shape 8 claddings in the reverberation room

Client: Sonitus d.o.o., Koprivnica
Manufacturer: Sonitus d.o.o., Koprivnica
Product: sound-absorption cladding Leviter Shape 8
Laboratory sample No.: LGF 114/15
Product installed by: client and Laboratory personnel
Test date: 2015-07-20
Area of tested samples: $S = 11,5 \text{ m}^2$
Volume of the reverberation room: $V = 194,8 \text{ m}^3$

Test conditions:
- empty reverberation room (2015-07-20):
air temperature $26,3 \text{ }^\circ\text{C}$, relative air humidity $56,2 \%$, atmospheric pressure: $99,8 \text{ kPa}$,
- reverberation room with sample (2015-07-20):
air temperature $26,8 \text{ }^\circ\text{C}$, relative air humidity $57,1 \%$, atmospheric pressure: $99,8 \text{ kPa}$.

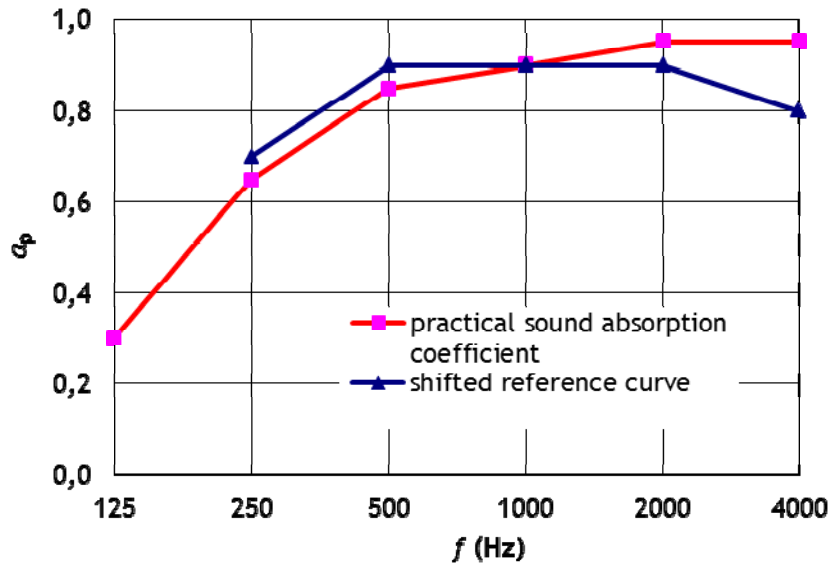
frequency f (Hz)	reverberation time of empty reverberation room T_1 (s)	reverberation time of reverberation room with test samples T_2 (s)	sound absorption coefficient a_s
100	10,85	6,63	0,16
125	9,84	4,86	0,28
160	9,15	3,71	0,43
200	7,86	3,11	0,52
250	7,95	2,64	0,68
315	7,43	2,35	0,79
400	7,49	2,18	0,88
500	7,19	2,21	0,85
630	6,87	2,17	0,85
800	6,30	2,11	0,85
1000	6,18	2,07	0,86
1250	5,87	1,95	0,92
1600	5,35	1,89	0,92
2000	4,90	1,8	0,95
2500	4,61	1,73	0,97
3150	4,06	1,7	0,92
4000	3,38	1,54	0,96
5000	2,79	1,42	0,94

sound
absorption
coefficient:



Rating of sound-absorption test results of sound-absorption Leviter Shape 8 claddings in the reverberation room according to HRN EN ISO 11654:1998

frequency	shifted reference curve	practical sound absorption coefficient
f (Hz)		a_p
125		0,55
250	0,80	0,95
500	1,00	0,90
1000	1,00	1,00
2000	1,00	1,00
4000	0,90	1,00



sound-absorption Leviter Shape 8 cladding manufactured by Sonitus d.o.o. from Koprivnica (Croatia)	
weighted sound absorption coefficient	sound absorption class according to HRN EN ISO 11654:1998
$a_w = 0,90$	A